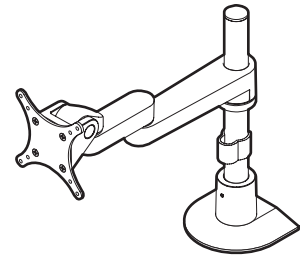


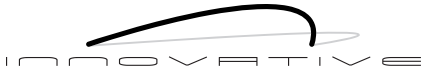
MODEL 9112

Installation Instructions



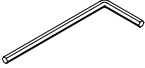



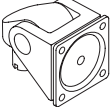

<p>1</p>	<p>2</p>	<p>3</p>	<p>4</p>	<p>5</p>	<p>6</p>
<p>7</p>	<p>8</p>	<p>9</p>	<p>10</p>	<p>11</p>	<p>12</p>



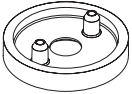

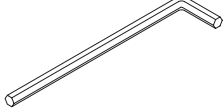

*Some monitors may require a spacer hardware kit. See page 2 for details.



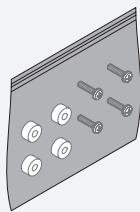
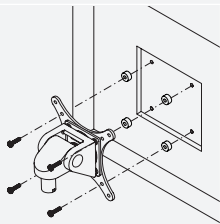
MODEL 9112

Parts List

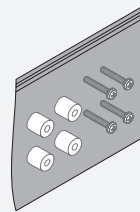
ITEM	DESCRIPTION / PART NO.	QUANTITY
A	3/32" Allen Wrench 700146	1
		
B	10-32 x 1/2" Thumbscrew 700959	1
		
C	Collar 701318	1
		
D	Pole Cap 110022	1
		
E	Monitor Tilter 405397	1
		
F	75/100mm VESA® Adapter Plate 1 105587	1
		

ITEM	DESCRIPTION / PART NO.	QUANTITY
G	10-32 x 3/8" Phillips Flat Head Screw 1 702281 (4-pack)	1
		
H	M4 x 12mm Phillips Pan Head Screw 1 702096 (4-pack)	1
		
I	Dog Washer 105189	1
		
J	10-32 x 3/8" FPHMS w/Lock Patch 1 705198	1
		
K	7/32" Allen Wrench 701127	1
		
L	Cable Clip 104533	1
		

OPTIONAL SPACER KITS In some cases, the mounting surface on your monitor may be recessed further than permitted by VESA® standards. As a result, a spacer kit may be required.



.25" Spacer Hardware Kit
 (4) .25" Spacers
 (4) M4 x 18mm Phillips Pan Head Screws
 Order # P404923-B



.5" Spacer Hardware Kit
 (4) .5" Spacers
 (4) M4 x 25mm Phillips Pan Head Screws
 Order # P404923-C